



Let's Start the Day

EASY ENGLISH
for PACKAGE B



Kementerian Pendidikan dan Kebudayaan
Direktorat Jenderal Pendidikan Anak Usia Dini dan Pendidikan Masyarakat
Direktorat Pembinaan Pendidikan Keaksaraan dan Kesetaraan
Tahun 2017



Let's Start the Day

EASY ENGLISH
for PACKAGE B



Kementerian Pendidikan dan Kebudayaan
Direktorat Jenderal Pendidikan Anak Usia Dini dan Pendidikan Masyarakat
Direktorat Pembinaan Pendidikan Keaksaraan dan Kesetaraan
Tahun 2017

Preface

Pendidikan kesetaraan sebagai pendidikan alternatif memberikan layanan kepada masyarakat yang karena kondisi geografis, sosial budaya, ekonomi dan psikologis tidak berkesempatan mengikuti pendidikan dasar dan menengah di jalur pendidikan formal. Kurikulum pendidikan kesetaraan dikembangkan mengacu pada kurikulum 2013 pendidikan dasar dan menengah hasil revisi berdasarkan peraturan Mendikbud No.24 tahun 2016. Proses adaptasi kurikulum 2013 ke dalam kurikulum pendidikan kesetaraan adalah melalui proses kontekstualisasi dan fungsionalisasi dari masing-masing kompetensi dasar, sehingga peserta didik memahami makna dari setiap kompetensi yang dipelajari.

Pembelajaran pendidikan kesetaraan menggunakan prinsip *flexible learning* sesuai dengan karakteristik peserta didik kesetaraan. Penerapan prinsip pembelajaran tersebut menggunakan sistem pembelajaran modular dimana peserta didik memiliki kebebasan dalam penyelesaian tiap modul yang di sajikan. Konsekuensi dari sistem tersebut adalah perlunya disusun modul pembelajaran pendidikan kesetaraan yang memungkinkan peserta didik untuk belajar dan melakukan evaluasi ketuntasan secara mandiri.

Tahun 2017 Direktorat Pembinaan Pendidikan Keaksaraan dan Kesetaraan, Direktorat Jendral Pendidikan Anak Usia Dini dan Pendidikan Masyarakat mengembangkan modul pembelajaran pendidikan kesetaraan dengan melibatkan pusat kurikulum dan perbukuan kemdikbud, para akademisi, pamong belajar, guru dan tutor pendidikan kesetaraan. Modul pendidikan kesetaraan disediakan mulai paket A tingkat kompetensi 2 (kelas 4 Paket A). Sedangkan untuk peserta didik Paket A usia sekolah, modul tingkat kompetensi 1 (Paket A setara SD kelas 1-3) menggunakan buku pelajaran Sekolah Dasar kelas 1-3, karena mereka masih memerlukan banyak bimbingan guru/tutor dan belum bisa belajar secara mandiri.

Kami mengucapkan terimakasih atas partisipasi dari Pusat Kurikulum dan Perbukuan Kemdikbud, para akademisi, pamong belajar, guru, tutor pendidikan kesetaraan dan semua pihak yang telah berpartisipasi dalam penyusunan modul ini.

Jakarta, Desember 2017
Direktur Jenderal

Harris Iskandar

Contents

Preface	ii
Contents	iii
Guideline	1
UNIT 1 WHAT DAY IS IT TODAY?	3
UNIT 2 HOW MANY PETS DO YOU HAVE?	15
Grammar Zone	26
Summary	27
Completeness Criteria	34
Additional Resources	34
Refference	36






LET'S START THE DAY

Guideline



How to use this module?

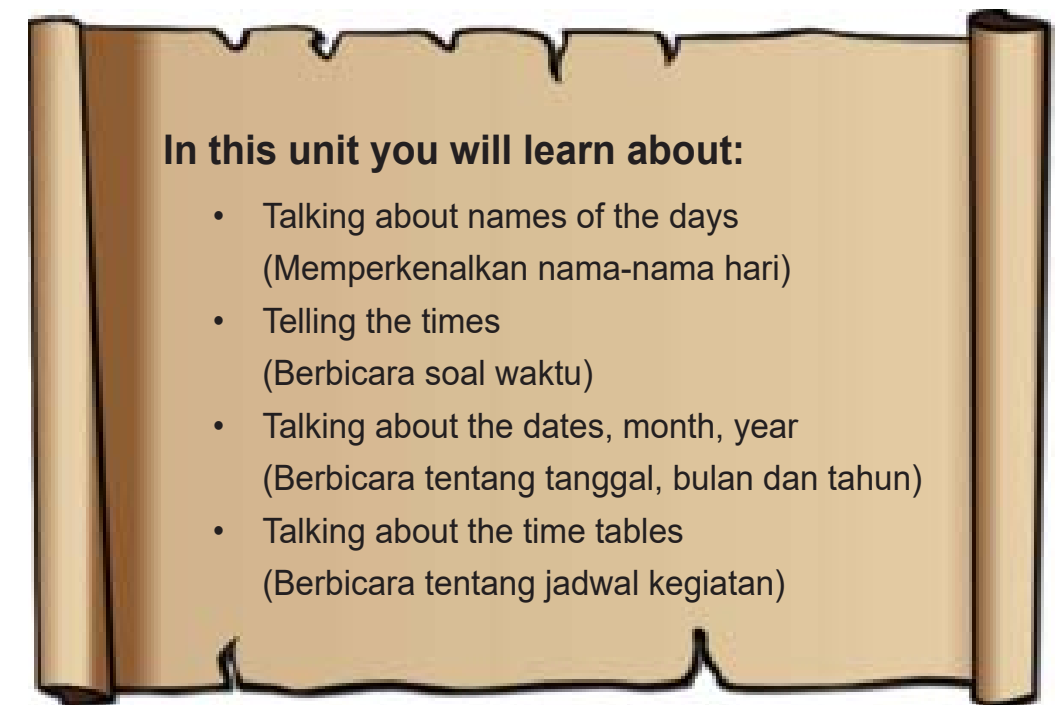
There are several steps in using this module!
(Kegiatan pembelajaran yang membantu peserta didik mengembangkan ketrampilan berbahasa).

 Guideline	Step 1 Read the guideline! Guideline is a general explanation on each step how to use the module. <i>(Petunjuk penggunaan adalah penjelasan umum setiap langkah bagaimana menggunakan modul ini)</i>
 Learning Outcomes	Step 2 Read the learning outcomes! Learning outcomes are the outcomes that a learner should accomplish. <i>(Tujuan atau capaian pembelajaran yang harus dipenuhi oleh peserta didik)</i>
 Learning Activities	Step 3 Do the learning activities! Learning activities are various activities to help a learner develop their language skills. <i>(Kegiatan pembelajaran yang membantu peserta didik mengembangkan ketrampilan berbahasa).</i>

<p>S</p> <p>Summary</p>	<p>Step 4 Read the summary! Summary is a brief explanation to remind the learner about the previous material. <i>(Rangkuman merupakan penjelasan singkat untuk mengingatkan kembali peserta didik terhadap isi materi).</i></p>
<p>G</p> <p>Grammar Zone</p>	<p>Step 5 Grammar Zone! In this session you have to pay attention to the grammar related to the content of unit. <i>(Pada bagian ini, Anda harus memperhatikan grammar yang sesuai dengan isi materi pada unit tersebut).</i></p>
<p>C</p> <p>Completeness Criteria</p>	<p>Step 6 Set the completeness criteria! Completeness Criteria is several criteria a learner should complete to finish this module before continuing module. <i>(Kriteria ketuntasan adalah kriteria yang harus dipenuhi oleh peserta didik untuk menyelesaikan modul ini).</i></p>
<p>R</p> <p>Additional References</p>	<p>Step 7 Pay attention to this! Additional references to enrich materials in order to develop language skills. <i>(Referensi atau sumber belajar lain yang dapat digunakan peserta didik untuk menambah kemampuan berbahasanya.)</i></p>
<p>N</p> <p>Additional References</p>	<p>Step 8! Go the next module! the previous material <i>Menuju modul berikutnya setelah menyelesaikan evaluasi Modul 2.</i></p>

NOTE: Use the DICTIONARY when it is necessary.
(Gunakan kamus apabila diperlukan).

UNIT 1 What day is it today?



LEARNING ACTIVITIES

1. Activity 1: Talking about names of the days



Lead-in

- What do you say to ask the name of the day?
- How do you spell the name of each day in a week?

a. Read the dialogue below!

It's Friday.
What's the matter?



What day
is it today?



I almost forget.
I have to meet Mr.
Samsu this Friday.

b. Pay attention to the pictures!



Today is Sunday. Tomorrow is Monday.
Yesterday was Saturday. The day after
tomorrow is Tuesday. The day before
yesterday was Friday.

c. Answer the questions!

- 1) Today is Friday, tomorrow is
- 2) Today is Thursday, yesterday was
- 3) Today is Sunday. The day after tomorrow is
- 4) Yesterday was Saturday. Today is
- 5) Today is Wednesday. The day before yesterday was

d. Complete the sentences below!

Menu for a week on the refrigerator!	
Sunday	Chicken soup
Monday	Meatball
Tuesday	Fish Nugget
Wednesday	Beef steak
Thursday	Corn soup
Friday	Tuna mushroom
Saturday	Spinach soup



- 1) What menu do you eat on Sunday?
- 2) Today you eat fish nugget. What did you eat yesterday?
- 3) To day you eat Tuna mushroom. What will you eat tomorrow?
- 4) What menu do you eat on Thursday?
- 5) What menu do you eat after beef steak?

e. Pay Attention!

When you ask the day, you can say:

- What day is it today?
- What day is it tomorrow?
- What day was is yesterday?
- What day is the day after tomorrow?
- What day was the day before yesterday?

f. Vocabularies

Day	: hari
Today	: hari ini
Tomorrow	: besok
Yesterday	: kemarin
The day after tomorrow	: lusa

The day before yesterday	: dua hari yang lalu
Sunday	: Minggu
Monday	: Senin
Tuesday	: Selasa
Wednesday	: Rabu
Thursday	: Kamis
Friday	: Jumat
Saturday	: Sabtu
Refrigerator	: kulkas
Meatball	: bakso
Chicken soup	: sup ayam
Fish Nugget	: nuget ikan
Spinach soup	: sup bayam
Beef steak	: stik sapi
Corn soup	: sup jagung
Tunas mushroom	: jamur tuna
Eat	: makan
Menu	: menu

g. Exercises 1

Complete the sentences!

- Elizabeth goes to the church every _____.
- Every man of Moslem goes the mosque on _____.
- The students have flag ceremony on _____.
- The students have holiday every _____.
- Usually, the couple goes for a date on _____.


a. Pay attention to the pictures below!



It's three o'clock .



It's a quarter past one. It's fifteen past one.
It is one fifteen.



It is a half past two.
It is two thirty.



It is twenty to twelve.
It is eleven forty.

b. Do as the examples below!

4.30	6.15	5.10	7.45
It's four thirty. It's half past four.	It's six fifteen. It's a quarter past six.	It's five ten. It's ten past five.	It's a quarter to eight. It's fifteen to eight. It's seven forty five
7.30	11.25	7.20	9.45
8.35	9.20	1.40	10.55

2. Activity 2: Telling the times



Lead-in
• What time is it?

c. Pay Attention!

- When you ask time, you can say:
 - What time is it?
- Reply:
 - It's two o'clock - 02.00 (a.m.)/14.00
 - It's a quarter past two - 2.15 (a.m.)
 - It's a quarter to two - 1.45 (a.m.)
 - It's two fifteen - 2.15 (a.m.)
 - It's a half past two - 2.30 (a.m.)
 - It's two thirty - 2.30 (a.m.)
- 12.00 we say; twelve o'clock (minute hand is in 12)
- 12.10 we say; twelve ten or ten past twelve. (minute hand is between 12 and 6)
- 13.50 we say; ten to twelve or one fifty (minute hand is between 6 and 12)
- a.m. (ante meridiem) between 24.00 – 12.00
- p.m. (post meridiem) between 12.00 – 24.00

d. Vocabularies

Time	: waktu
O'clock	: jam bulat
Past	: lewat (jarum panjang antara angka 12 dan 6)
To	: kurang (jarum panjang antara angka 6 dan 12)
A quarter	: seperempat
A half	: setengah

e. Exercises 2

What time is it?

06.10	08.15	05.45	10.30
09.30	03.15	10.10	8.20
12.25	01.55	02.40	07.25

3. Activity 3: Talking about the dates



Lead-in

- When is your birthday?
- When is Kartini Day?

a. Read and pay attention on it!



Kartini Day; 21st of April

National Heroes Day; November 10th



Independence Day; August 17th

Youth Pledge Day; 28th October

b. Pay Attention



Dates of the Month

1 st First	2 nd Second	3 rd third	4 th fourth	5 th fifth	6 th Sixth
7 th seventh	8 th Eight	9 th ninth	10 th tenth	11 th eleventh	12 th Twelfth
13 th thirteenth	14 th Fourteenth	15 th fifteenth	16 th sixteenth	17 th seventeenth	18 th eighteenth
19 th nineteenth	20 th Twentieth	21 st twenty first	22 nd twenty second	23 rd twenty third	24 th twenty fourth
25 th twenty fifth	26 th twenty sixth	27 th twenty seventh	28 th twenty eight	29 th twenty ninth	30 th Thirtieth
31 st thirty first					

c. Pay Attention!

- 1975 - nineteen seventy five
- 1889 - eighteen eighty nine
- 2003 - two thousands and three
- 2017 - two thousands and seventeen

d. Answer the questions!

- 1) When were you born?
- 2) When is National Education Day?
- 3) When is Christmas?
- 4) What date is the new year begin?
- 5) When is Mother's Day?

e. Pay Attention

- When you ask today's date, you can say:
 - What date is it today?
 - What date is it?
- When you ask famous date you can say:
 - When is Indonesia Independence Day?
- When you ask someone's birthday you can say:
 - When is your birthday?
 - When were you born?

f. Vocabularies

Date	:	Tanggal
Month	:	Bulan
Year	:	Tahun
Independence Day	:	Hari Kemerdekaan
National Heroes Day	:	Hari Pahlawan Nasional
Youth Pledge Day	:	Hari Sumpah Pemuda
National Education Day	:	Hari Pendidikan Nasional
Christmas	:	Natal
New year	:	Tahun Baru
Birthday	:	Ulang tahun

g. Write Down!

- 1) 1998
- 2) 2010
- 3) 1995
- 4) 2011
- 5) 1817

4. Activity 4: Talking about the time tables



Lead-in

- What do you do every day?

a. Pay attention to the time table!

My Daily Activities



05.00	Get up
05.30	Take a shower
06.00	Have breakfast
06.30	Go to work
07.00	Work in the office
12.00	Have lunch
18.00	Have dinner
19.00	Watch TV
21.00	Go to bed

b. Answer the questions!

- 1) What time do you get up?
- 2) What time do you go to work?
- 3) What time do you have lunch?
- 4) What time do you watch TV?
- 5) What time do you go to bed?

c. Complete the sentences as the examples below!

Examples:

- 09.00 - 09.15/take a rest - I take a rest for fifteen minutes.
- 07.00 – 07.30/watch TV - I watch TV for thirty minutes.
- 08.00 – 09.00/have a meeting - I have a meeting for an hour.

- 1) 06.00 – 07.00/go to work
- 2) 05.00 – 05.20/take a shower
- 3) 09.00 – 10.00/go to the market
- 4) 10.00 – 10.10/take a rest
- 5) 08.30 – 09.00/call my friend

d. Pay Attention!

When you ask the time tables or activities you can say:

- What time do you....

e. Vocabularies

What time...?	: Jam berapa?
Get up	: Bangun
Take a shower/a bath	: Mandi
Have breakfast	: Sarapan
Have lunch	: Makan siang
Have dinner	: Makan malam
Go to work	: Berangkat bekerja
Take a rest	: Istirahat
Have a meeting	: Rapat
Watch TV	: Nonton TV
Go to bed	: Pergi tidur

f. Exercises 3

Arrange the scrambled words below into a good sentence!

- 1) Go – to – office – I – the – at – 7 o'clock.



- 2) I – up – wake – every – o'clock – four – morning – in the.



- 3) Read – I – newspaper – at – 7.30.



4) Call – I – parents – my – hour – an – for.



5) Do – test – the – I – thirty – minutes – for.



UNIT 2

HOW MANY PETS DO YOU HAVE?


Pets



guinea pig




hamster



rabbit



cat



fish



parrot

LEARNING ACTIVITIES



1. Activity 1: Talking about animals around you



Lead-in

- How many cows do you have?
- Do you have cats?

a. Pay attention to the pictures below!



b. Pay Attention!

- 1) Three cats - There are three cats
- 2) A cat - There is a cat.
- 3) A horse - There is a horse
- 4) Two horses - There are two horses
- 5) An ants - There is an ant.
- 6) Ten ants - There are ten ants.

NOTE:

- To be 'is' is for singular nouns
- To be 'are' is for plural nouns.
- Pronoun 'a' is for words begin with consonant letter.
- Pronoun 'an' is for words begin with vocal letter.

c. Exercises 4

- 1) Two cows
- 2) An elephant
- 3) Four ducks
- 4) A sheep
- 5) Three mouse

d. Read the dialogue



Burhan : What is your favorite animal?
 Tanti : I love cat. What is yours?
 Burhan : I like dog. How many cats do you have?
 Tanti : I have only one cat. How many dogs do you have?
 Burhan : I have a dog.

e. Answer the questions based on the dialogue above!

- 1) Who are in the dialogue?
- 2) Who loves cat?
- 3) Who loves dog?
- 4) How many cats does Tanti have?
- 5) How many dogs does Burhan have?

f. Pay Attention







- When you ask for the number of animal you can say:
 - How many... do you have?
- Number of animal (s) - a cat, three cats, a horse, three horses, an ant, three ants
- A - singular,
- Three, two, four etc - plural (more than one)
- There is - singular object (only one)
- There are - Plural object (more than one)

g. Vocabularies

Animal	: Binatang
Dog	: anjing
Cat	: kucing
Horse	: Kuda
Ant	: semut
Elephant	: gajah
Lamb	: domba
Duck	: itik
Sheep	: biri biri
Mouse	: tikus

h. Exercises 5

Do as the examples below!

 <p>A Cow</p> <p>.....</p>	 <p>.....</p>	 <p>.....</p>
 <p>.....</p>	 <p>.....</p>	 <p>.....</p>

i. A task for you!

1) Write 10 animals around you!

.....

.....

2) Write 10 animals in the Zoo!

.....

.....

2. Activity 2: Talking about things around you



Lead-in

- How many baskets are there?

a. Pay attention to the pictures below!

A hammer



Three nails



A Hoe




A Bench



b. Read the dialogue below!



Mr. Ahmad : Do you have a sickle Mrs. Yati?
 Mrs. Yati : Yes. I have. Do you want to borrow it?
 Mr. Ahmad : Yes. Can I borrow your sickle?
 Mrs. Yati : Of course.



It is a sickle.

c. Answer the questions

- 1) Who are in the dialogue?
- 2) What does Mr. Ahmad want to borrow?
- 3) Does Mrs. Yati have one?
- 4) Can Mr. Ahmad borrow it?

d. Complete the sentences



These are two knives



This is a spoon.
It is a spoon



Check your answer here!

<p>These are three fork</p> 	<p>This is a pan</p> 
<p>There is a broom</p> 	<p>These are three combs</p> 

e. Pay Attention

- When you say singular thing you can use:
 - This is a knife
 - It is a knife
 - That is a knife
 - There is a knife
- When you say plural things you can use:
 - These are knives
 - Those are knives
 - There are knives

f. Vocabularies

Things	: Benda-benda
Hammer	: Palu
Nail	: Paku
Bench	: Bangku
Hoe	: Cangkul
Sickle	: Sabit
Broom	: Sapu
Comb	: Sisir
Pan	: Panci
Spoon	: Sendok
Fork	: Garpu

g. It is a task for you!

1) Write 10 things in your kitchen!

.....

2) Write 10 things in your bedroom!

.....

3) Write 10 things in your work/classroom!

.....

3. Activity 3: Talking about public buildings around you



Lead-in

- Where is the public hall in this village?
- What is that on the corner?

a. Pay attention to the pictures



That is a village hall. It's near the security post



It is security post. It is beside the village hall.




It is a church. It is next to the mosque.



It is a mosque. It is beside the church.

b. Read the dialogue



Atiqah : Excuse me, can you show me where
 The post office is?
 Aminah : Oh. It's in front of the police station.
 Take this way 200 meters. The post
 office is on your right. Just in front
 of the police station.
 Atiqah : Thank you.
 Aminah : You're welcome.

c. Answer the questions

- 1) Who are in the dialogue?
- 2) Who asks the direction?
- 3) What building is she looking for?
- 4) Where is the post office?
- 5) Is it far?

d. Pay Attention to the picture below!



The hospital is near the police station.
 The post office is next to the pharmacy.
 The school is beside the city hall.
 The hospital is behind the post office,
 The school is in front of the post office.

e. Rearrange the scramble words into a good sentence!



Next - minimarket - The - is - to - factory - the.

Restaurant- behind - factory - is - The - the.

Front of - The - is - restaurant - in - the - barbershop

The - is - barbershop - to - the - bank - next.



Bank - The - is - the - minimarket - beside.

f. Pay Attention

- When you ask the direction you can say:
 - Where is the ...(post office, police station, etc)?
- The answer will be:
 - It is near the hospital.
 - It's next to the barbershop.
 - It's across the cinema.
 - It's in front of the market.
 - It is behind the bank.
 - It's beside the school.

g. Vocabularies

Buildings	:	Bangunan
Direction	:	Arah
Where is...?	:	Dimanakah...?
Hospital	:	Rumah sakit
Pharmacy	:	Apotek
Restaurant	:	Rumah makan
Post office	:	Kantor pos
Police station	:	Kantor polisi
Factory	:	Pabrik
Market	:	Pasar
Barbershop	:	Tukang potong rambut
Bank	:	Bank
School	:	Sekolah
City hall	:	Balai kota
Village hall	:	Balai desa
Security Pos	:	Poskamling/pos satpam
Church	:	Gereja
Mosque	:	Masjid
Near to	:	Di dekat
Beside	:	Di samping
Next to	:	Bersebelahan
Across to	:	Berhadapan
Behind	:	Di belakang
In front of	:	Di depan

h. Exercises 6

1) Mention ten public buildings in your town!

.....
.....

2) What is the building in front of the hospital in your town?

.....
.....

3) What is the building near the market in your town?

.....
.....

4) What is the building next to the post office in your town?

.....
.....

5) What is the building behind the primary school in your town?

.....
.....

6) What is the building beside the minimarket in your town?

.....
.....

7) What is the building in front of the police station in your town?

.....
.....

8) What is the building across the Padang Restaurant in your town?

.....
.....

GRAMMAR ZONE

Grammar zone in this module is SIMPLE PRESENT TENSE!

Simple present tense digunakan untuk:

1. Menyatakan kebiasaan (habitual actions).
 - Ani goes to school at 6 o'clock
2. Menyatakan fakta (general facts).
 - The sun rises in the east.
3. Menyatakan kejadian yang terjadi saat ini (present actions).
 - The bus stop on the traffic light.
4. Polanya

I (saya, orang pertama)

- V1
- I go to school.

You (kamu, orang kedua)

- V1
- You go to school

We/they (kami, mereka, orang ketiga jamak)

- V1
- We go to school
- They go to school

He/she (orang ketiga tunggal)

- V1+s/es
- He goes to school
- She rides the bicycle.

a. Do as the examples!

- 1) Musri eat/eats banana.
- 2) Lukman and Sardi wear/wears swimsuit.
- 3) Karina study/studies English.
- 4) My parents watch/watches movie.
- 5) You and Rita do/does homework.
- 6) She try/tries to break the glass.

b. Write true(T) or false (F)!

- 1) Akbar and Anton swim in the river. (T/F)
- 2) You wake up early this morning. (T/F)
- 3) Alisa cooks meals in the kitchen. (T/F)
- 4) Maria and her mother go to the market. (T/F)
- 5) I and my uncle buys ticket at the railway station. (T/F)

SUMMARY

1. When you ask the day, you can say:

- a. What day is it today?
- b. What day is it tomorrow?
- c. What day was is yesterday?
- d. What day is the day after tomorrow?
- e. What day was the day before yesterday?

2. **When you ask time, you can say:**
 - a. What time is it?
3. **When you ask today's date, you can say:**
 - a. What date is it today?
 - b. What date is it?
4. **When you ask famous date you can say:**
 - a. When is Indonesia Independence Day?
5. **When you ask someone's birthday you can say:**
 - a. When is your birthday?
 - b. When were you born?
6. **When you ask the time tables or activities you can say:**
 - a. What time do you....
7. **When you ask for the number of animal you can say:**
 - a. How many... do you have?
8. **When you ask the direction you can say:**
 - a. Where is the ...(post office, police station, etc)?

ANSWERS KEY

Unit 1

Activity 1.c

You're doing great.

Check your answer!

1. Saturday
2. Wednesday
3. Tuesday
4. Sunday
5. Monday

Activity 1.d

Check your answer here!

1. Chicken soup
2. Meatball
3. Spinach soup
4. Corn soup
5. Corn soup

Activity 1.g

Check your answer here!

1. Sunday
2. Friday
3. Monday
4. Sunday
5. Saturday

Activity 2.b

Check your answer here!

7.30	11.25	7.20	9.45
It's seven thirty	It's eleven twenty five	It's seven twenty	It's nine forty five
It's half past seven	It's twenty five minutes past eleven	It's twenty minutes past seven	It's a quarter to ten
8.35	9.20	1.40	10.55
It's eight thirty five	It's nine twenty	It's one forty	It's ten fifty five
It's thirty five minutes past seven	It's twenty minutes past nine	It's forty minutes past one	It's ten minutes to eleven

Activity 2.e.

Check your answer here!

06.10	08.15	05.45	10.30
It's six ten	It's eight fifteen	It's five forty five	It's ten thirty
It's ten minutes past six	It's a quarter past eight	It's a quarter to six	It's a half past ten
09.30	03.15	10.10	8.20
It's nine thirty	It's three fifteen	It's ten ten	It's eight twenty
It's a half past nine	It's a quarter past three	It's ten minutes past ten	It's twenty minutes past eight
12.25	01.55	02.40	07.25
It's twelve twenty	It's one fifty five	It's two forty	It's seven twenty

Activity 3.g

Check your answer here!

1. 1998 : nineteen ninety eight
2. 2010 : two thousand and ten
3. 1995 : nineteen ninety five
4. 2011 : two thousand and eleven
5. 1817 : eighteen seventeen

Activity 4. F Exercise 3

Check your answer here!

1. I go to the office at 7 o'clock
2. I wake up 4 o'clock in the morning
3. I read newspaper at 7.30
4. I call my parents for an hour
5. I do the test for thirty minutes


Activity 4.c

Check your answer here !

- (1) 06.00 – 07.00/go to work - I go to work
- (2) 05.00 – 05.20/take a shower - I take a shower
- (3) 09.00 – 10.00/go to the market - I go to the market
- (4) 10.00 – 10.10/take a rest - I take a rest
- (5) 08.30 – 09.00/call my friend - call my friend

Activity 1.h

Check your answer here!



Activity 2.c

Check your answer here!

1. Mr. Ahmad and Mrs. Yati
2. A sickle
3. Yes, she has
4. Yes, he can

Activity 3 C

Check your answer here!

1. Atikah and Aminah
2. Atiqah

Unit 2

Activity 1.c

Check your answer here!

1. There are two cows
2. There is an elephant
3. There are four ducks
4. There is a sheep
5. There are three mouse

Activity 1.e

Check your answer here!

1. Burhan and Tanti
2. Tanti (Tanti loves cat)
3. Burhan(Burhan loves dod)
4. One cat(Tanti has one cat)
5. One dog(Burhan has one dog)


3. Post office
4. Post office is in front of the police station
5. No

Activity 3.e

Check your answer here!



The factory is next to the minimarket



The restaurant is behind the factory



The barbershop is in front of the restaurant



The bank is next to barbershop



The minimarket is beside the bank

Grammer Zone

Exercise a.

Check your answer here!

1. Eat
2. Wear
3. Studies
4. Watch
5. Do
6. tries

Exercise b.

Check your answer here!

1. Bisa ke duanya
2. T
3. T
4. T
5. F

COMPLETENESS CRITERIA

Now you have finished learning Module 2 of Easy English for Package B. You can go to the next module (Module 3) if you have finished doing the evaluation for Module 2. You pass the criteria when you get 75 scores of the evaluation.

Now try to do the evaluation of this module. Try your best and pass the criteria! Good luck!

Sekarang Anda telah selesai mempelajari Modul 2 Easy English untuk Paket B. Anda dapat melanjutkan ke Modul 3 apabila Anda selesai mengerjakan evaluasi untuk Modul 2 dan memperoleh skor minimal 75. Sekarang kerjakan soal evaluasi untuk modul 2. Kerjakan sebaik-baiknya agar melampaui kriteria minimal. Selamat bekerja!

ADDITIONAL RESOURCES

Bacalah sumber lain untuk memperkaya pengetahuan pada modul ini, seperti:

- Buku Bahasa Inggris untuk SMP
- Basic English Grammar

GO TO THE NEXT MODULE!

In module 3 you will learn about:

UNIT 1 :

- People characteristics
- Animal characteristics
- Things characteristics

UNIT 2 :

- Function of things
- Family
- Hobbies
- Jobs

REFERERENCES

Achmad Fanani. 2014. Basic English Grammar. Jogjakarta: Literindo

Mukarto dkk. 2017. English on Sky 1. Jakarta: Erlangga

Pictures sources:

<http://www.clipartpanda.com/categories/calendar-clipart> <http://clipart-library.com/date-night-cliparts.html>

<http://moziru.com/explore/Amonday%20clipart%20day%20the%20week/>

<http://clipart-library.com/refrigerator-open-cliparts.html>

<http://clipartix.com/clock-clip-art-image-4795/>

<https://www.kaskus.co.id/thread/5535acc9c0cb174e4b8b456b/sejarah-hari-kartini-amp-makna-peringatan-hari-kartini/>

<http://www.kejari-yogyakarta.go.id/index.php/berita/46-peringatan-hari-pahlawan-10-november-tahun-2014>

<https://id.pinterest.com/pin/353110427008046892/>

<https://id.pinterest.com/pin/535435843179624612/>

<http://clipart-library.com/month-cliparts.html>

<http://soclipart.com/Daily-Activities-Clip-Art>

<http://clipartix.com/cow-clipart-image-7847/>

<https://www.canstockphoto.com/vector-clipart/artwork-pets.html>

<https://www.canstockphoto.com/vector-clipart/artwork-animals.html>

<https://www.canstockphoto.com/illustration/bench.html>

<http://www.earlychildhoodworksheets.com/tools-clipart.html>

<https://www.graphicsfactory.com/Clip-Art/Household/sickle-146723.html>

<http://www.clipartpanda.com>

<https://sekolahdesa.or.id/tag/balai-rakyat/>

<http://mukminnatun.blogspot.co.id/2013/10/matematika-kelas-iv.html>

<http://clipart-library.com/mosque-cliparts.html>

<http://clipart-library.com/church-cliparts.html>

<http://moziru.com/explore/Hospital%20clipart%20public%20place/>