



# My Lovely Friends

BAHASA INGGRIS  
PAKET B SETARA SMP/MTs



Kementerian Pendidikan dan Kebudayaan  
Direktorat Jenderal Pendidikan Anak Usia Dini dan Pendidikan Masyarakat  
Direktorat Pembinaan Pendidikan Keaksaraan dan Kesetaraan  
Tahun 2017



# My Lovely Friends

BAHASA INGGRIS  
PAKET B SETARA SMP/MTs



Kementerian Pendidikan dan Kebudayaan  
Direktorat Jenderal Pendidikan Anak Usia Dini dan Pendidikan Masyarakat  
Direktorat Pembinaan Pendidikan Keaksaraan dan Kesetaraan  
Tahun 2017



## Preface

Pendidikan kesetaraan sebagai pendidikan alternatif memberikan layanan kepada masyarakat yang karena kondisi geografis, sosial budaya, ekonomi dan psikologis tidak berkesempatan mengikuti pendidikan dasar dan menengah di jalur pendidikan formal. Kurikulum pendidikan kesetaraan dikembangkan mengacu pada kurikulum 2013 pendidikan dasar dan menengah hasil revisi berdasarkan peraturan Mendikbud No.24 tahun 2016. Proses adaptasi kurikulum 2013 ke dalam kurikulum pendidikan kesetaraan adalah melalui proses kontekstualisasi dan fungsionalisasi dari masing-masing kompetensi dasar, sehingga peserta didik memahami makna dari setiap kompetensi yang dipelajari.

Pembelajaran pendidikan kesetaraan menggunakan prinsip *flexible learning* sesuai dengan karakteristik peserta didik kesetaraan. Penerapan prinsip pembelajaran tersebut menggunakan sistem pembelajaran modular dimana peserta didik memiliki kebebasan dalam penyelesaian tiap modul yang di sajikan. Konsekuensi dari sistem tersebut adalah perlunya disusun modul pembelajaran pendidikan kesetaraan yang memungkinkan peserta didik untuk belajar dan melakukan evaluasi ketuntasan secara mandiri.

Tahun 2017 Direktorat Pembinaan Pendidikan Keaksaraan dan Kesetaraan, Direktorat Jendral Pendidikan Anak Usia Dini dan Pendidikan Masyarakat mengembangkan modul pembelajaran pendidikan kesetaraan dengan melibatkan pusat kurikulum dan perbukuan kemdikbud, para akademisi, pamong belajar, guru dan tutor pendidikan kesetaraan. Modul pendidikan kesetaraan disediakan mulai paket A tingkat kompetensi 2 (kelas 4 Paket A). Sedangkan untuk peserta didik Paket A usia sekolah, modul tingkat kompetensi 1 (Paket A setara SD kelas 1-3) menggunakan buku pelajaran Sekolah Dasar kelas 1-3, karena mereka masih memerlukan banyak bimbingan guru/tutor dan belum bisa belajar secara mandiri.

Kami mengucapkan terimakasih atas partisipasi dari Pusat Kurikulum dan Perbukuan Kemdikbud, para akademisi, pamong belajar, guru, tutor pendidikan kesetaraan dan semua pihak yang telah berpartisipasi dalam penyusunan modul ini.

Jakarta, Desember 2017  
Direktur Jenderal

Harris Iskandar

## Contens

Preface .....	ii
Contents .....	iii
Guideline .....	1
<b>UNIT 1 CAN YOU DESCRIBE YOUR FRIEND?</b> .....	3
<b>UNIT 2 WHAT IS IT FOR?</b> .....	13
Summary .....	23
Completeness Criteria .....	31
Additional Resources .....	31
Go to the Next Page .....	31
Refference .....	32






# MY LOVELY FRIENDS

## Guideline



### How to use this module?

There are several steps in using this module!

 <b>Guideline</b>	<p><b>Step 1</b>            Read the guideline!            Guideline is a general explanation on each step how to use the module.  <i>(Petunjuk penggunaan adalah penjelasan umum setiap langkah bagaimana menggunakan modul ini)</i></p>
 <b>Learning Outcomes</b>	<p><b>Step 2</b>            Read the learning outcomes!            Learning outcomes are the outcomes that a learner should accomplish.  <i>(Tujuan atau capaian pembelajaran yang harus dipenuhi oleh peserta didik)</i></p>
 <b>Learning Activities</b>	<p><b>Step 3</b>            Do the learning activities!            Learning activities are various activities to help a learner develop their language skills.  <i>(Kegiatan pembelajaran yang membantu peserta didik mengembangkan ketrampilan berbahasa).</i></p>

<p><b>S</b></p> <p><b>Summary</b></p>	<p><b>Step 4</b> Read the summary! Summary is a brief explanation to remind the learner about the previous material. <i>(Rangkuman merupakan penjelasan singkat untuk mengingatkan kembali peserta didik terhadap isi materi).</i></p>
<p><b>G</b></p> <p><b>Grammar Zone</b></p>	<p><b>Step 5</b> Grammar Zone! In this session you have to pay attention to the grammar related to the content of unit. <i>(Pada bagian ini, Anda harus memperhatikan grammar yang sesuai dengan isi materi pada unit tersebut).</i></p>
<p><b>C</b></p> <p><b>Completeness Criteria</b></p>	<p><b>Step 6</b> Set the completeness criteria! Completeness Criteria is several criteria a learner should complete to finish this module before continuing module. <i>(Kriteria ketuntasan adalah kriteria yang harus dipenuhi oleh peserta didik untuk menyelesaikan modul ini).</i></p>
<p><b>R</b></p> <p><b>Additional References</b></p>	<p><b>Step 7</b> Pay attention to this! Additional references to enrich materials in order to develop language skills. <i>(Referensi atau sumber belajar lain yang dapat digunakan peserta didik untuk menambah kemampuan berbahasanya.)</i></p>
<p><b>N</b></p> <p><b>Additional References</b></p>	<p><b>Step 8!</b> Go the next module! <i>Menuju modul berikutnya setelah menyelesaikan evaluasi Modul 3.</i></p>

**NOTE: Use the *DICTIONARY* when it is necessary.  
(Gunakan kamus apabila diperlukan).**

# UNIT 1 CAN YOU DESCRIBE YOUR FRIEND?



## In this unit you will learn about:

- Talking about people characteristics (berbicara tentang sifat manusia)
- Talking about animal characteristics (berbicara tentang sifat binatang)
- Talking about things characteristics (berbicara tentang sifat benda)

# LEARNING ACTIVITIES

## 1. Activity 1: Talking about people characteristics



### Lead-in

- Can you describe your friend's characteristics?

### a. Read the dialogue below!



**Norma** : Who is she Maya?  
**Maya** : She is my new Math teacher, Ms. Indah  
**Norma** : What is she like?  
**Maya** : She is smart and very patient and also beautiful.

### b. Answer the questions based on the picture above!

- 1) Who are they in the conversation? .....
- 2) Who are they talking about? .....
- 3) What is Ms. Indah like? .....

### c. Pay attention to the pictures below!



She is patient.  
She is a patient lady.



She is confident.  
She is a confident girl.



He is grumpy.  
He is a grumpy man.



He is smart.  
He is a smart man.



He is lazy.  
He is a lazy man.



She is diligent.  
She is a diligent girl.



He is funny.  
He is a funny boy.



He is energetic.  
He is an energetic boy.



She is cheerful.  
She is a cheerful girl.



She is shy.  
She is a shy girl.









He is brave.  
He is a brave boy.



He is coward.  
He is a coward man.



**d. Pair the sentences on the right with the pictures on the left!**

	She is skinny.		He is a strong man.
	He is a healthy boy.		He is weak.
	She is sick		He is fat.

**e. Pay Attention!**

- When you ask people's characteristics or personality you can say:
  - What is she/he like?
- The answer of your question will be:
  - She is smart/she is a smart lady.
  - She is diligent/she is a diligent girl.
  - He is brave/ He is a brave boy.

**f. Vocabularies**

What is she/he like :	Seperti apakah dia?	Brave	: Berani
Characteristics :	Sifat	Coward	: Penakut
Personality :	Kepribadian	Weak	: Lemah
Girl :	Gadis	Strong	: Kuat
Boy :	Anaklaki-laki	Energetic	: Bersemangat
Man :	Laki-laki	Cheerful	: Ceria
Woman/lady :	Perempuan	Funny	: Lucu
Patient :	Sabar	Grumpy	: Pemarah
Smart :	Pintar	Confident	: Percayadiri
Beautiful :	Cantik	Fat	: Gemuk
Lazy :	Malas	Skinny	: Kurus
Diligent :	Rajin	Sick	: Sakit

**g. Exercise**

Use the personality above to complete the sentences below!

**Example:**

She gets 10 on Math. She is smart.

- 1) He watches TV every day. He is .....
- 2) She always smiles. She is .....
- 3) He can make everybody laughing. He is .....
- 4) He never gets angry. He is .....
- 5) He can lift 25 kilograms of barbell. He is .....
- 6) He eats all the time. His weight is 90 kilograms. He is .....
- 7) She gets cough. She is not well. She is .....
- 8) He does exercises every morning. He is .....
- 9) She is afraid of dark. She is .....
- 10) She studies two hours every day. She is .....









**2. Activity 2: Talking about animal characteristics**




**Lead-in**

- Can you describe what a cow looks like?

a. Pay attention to the pictures

 <p>Elephant is big. It is a big elephant.</p>	 <p>Monkey is funny. It is a funny monkey</p>	 <p>The dog is cute. It is a cute dog.</p>
 <p>Giraffe has a long neck</p>	 <p>Sheep has thick fleece.</p>	 <p>Shark has sharp teeth</p>

b. Read the dialogue below!









**Mona** : Is it your cat Moly?

**Moly** : Yes, it is my cat Sweetie.

**Mona** : What is your cat like Moly?

**Moly** : It is cute and funny

c. Describe the animal below.

 <p>It is a frog. It has green color.</p> <p>.....</p> <p>.....</p>	 <p>.....</p> <p>.....</p>	 <p>.....</p> <p>.....</p>
 <p>.....</p> <p>.....</p>	 <p>.....</p> <p>.....</p>	 <p>.....</p> <p>.....</p>

d. Pay Attention

- When you ask someone's pet you can say:
  - Is it your cat/dog/hamster/etc?
- When you ask animal's characteristic you can say:
  - What is your cat/dog/fish like?
- To describe animals, you can say:
  - Cow has white color.
  - Elephant has long ivory.

e. Vocabularies

Is it your pet?: Apakah ini binatang peliharaanmu?	Neck	: Leher
Giraffe : Jerapah	Teeth	: Gigi
Sharp : Tajam	Color	: Warna
Long : Panjang	Green	: Hijau



**f. Exercise. Arrange the sentences into the right order.**

- 1) is - The - dangerous- snake .....
- 2) The - harmful - rat - is. ....
- 3) Butterfly - beautiful- is .....
- 4) is- slow- Turtle .....
- 5) is- disgusting – Cockroach .....

**3. Activity 3: Talking about things characteristics**



**Lead-in**

- Which one is thicker? A magazine or a dictionary?

**a. Pay attention to the pictures below!**

 <p>The dictionary is thick.</p>	 <p>This magazine is thin.</p>	 <p>This cupboard is tall</p>
 <p>The stone is hard</p>	 <p>The needle is sharp</p>	 <p>The cotton is soft.</p>

**b. Read the Dialogue**



**Dona** : Do you see my bag?  
**Doni** : No, I don't. What is it like?  
 Is that the red one?  
**Dona** : No. My bag is blue.

**c. Answer the question**

- 1) Who are they in the dialogue? \_\_\_\_\_
- 2) What are they talking about? \_\_\_\_\_
- 3) What color is Dona's bag? \_\_\_\_\_

**d. Pay Attention**

- When you ask your belonging you can say:
  - Do you know my ...?
- When you inform your belonging you can say:
  - It's small. It's red. It's soft. Etc.


**e. Vocabularies**

Soft	: Lembut	Short	: Pendek
Hard	: Keras	Sharp	: Tajam
Thick	: Tebal	Blunt	: Tumpul
Thin	: Tipis	Heavy	: Berat
Tall	: Tinggi	Light	: Ringan


RedW	hite	Blue	Green	Yellow	Brown
MerahP	utih	Biru	Hijau	Kuning	Coklat
Grey	Purple	Pink	Light blue	Orange	Light green
Abu - abu	Ungu	Merah muda	Biru muda	Jingga	Hijau muda

f. Exercise 1


Describe the things below!



The mango is green.



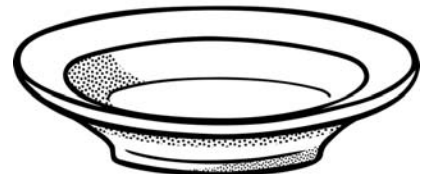
.....




.....



.....



.....



.....

# UNIT 2 WHAT IS IT FOR?



- In this unit you will learn about:**
- Talking about the function of things around
  - (Berbicara tentang fungsi benda di sekitar)
  - Talking about family
  - (Berbicara tentang keluarga)
  - Talking about hobbies
  - (Berbicara tentang hobi)
  - Talking about jobs
  - (Berbicara tentang pekerjaan)

# LEARNING ACTIVITIES


## 1. Activity 1: Talking about the function of things around you



**Lead-in**

- Can you describe your friend's characteristics?

**a. Pay attention to the pictures below!**



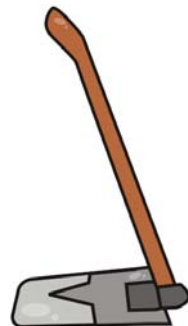
It is a scissor. It is for cutting papers or any other else.



It is a hammer. It is for pounding nails.

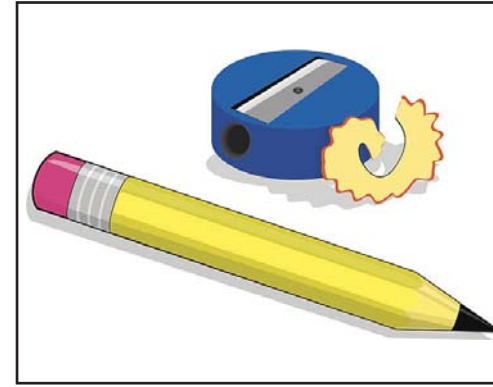


It is a needle. It is for sewing the clothes



It is a hoe. It is for digging the soil.

**b. Read the dialogue below!**



**Doni** : Do you have pencil sharpener?

**Dina** : Yes. What is it for?

**Doni** : I use it for sharpening my pencil

**c. Answer the questions**

- 1) Who are the in the dialogue? .....
- 2) What are they talking about? .....
- 3) What is a pencil sharpener for? .....

**d. What is the function of each tool below?**



It is a saw.  
It is for cutting the wood.  
The function of saw is for cutting the wood.




.....  
.....  
.....  
.....



.....  
.....  
.....  
.....



.....  
.....  
.....



.....  
.....  
.....



.....  
.....  
.....



**e. Pay Attention!**

- When you ask the function of a thing or tool, you can say?
  - What is the function of a basket, etc?
  - What is a basket, etc for?
- Reply:
  - The function of a basket is for keeping dirty laundry.
  - A basket is for keeping the dirty laundry.

**f. Vocabularies**

Saw	: Gergaji	Cutting	: Memotong
Pencil sharpener	: Pengasah pencil	Wood	: Kayu
Scissor	: Gunting	Clothes	: Baju
Needle	: Jarum	Laundry	: Cucian
Basket	: Keranjang	Soil	: Tanah
Keeping	: Menyimpan, menaruh, meletakkan	Nails	: Paku
Sharpening	: Menajamkan	Paper	: Kertas
Digging	: Menggali		
Sewing	: Menjahit		
Pounding	: Memukul (menancapkan)		

**g. Exercise**

Choose the correct one by underlining the right sentence!

- 1) A knife is for cutting the vegetables/cutting the papers.
- 2) A sickle is for cutting the clothes/cutting the plant.
- 3) A broom is for sweeping the floor/cleaning the bathroom.
- 4) A bucket is for carrying wood/carrying water.
- 5) A plate is for eating/drinking.
- 6) A stove is for making fire/cooking.
- 7) A chair is for sleeping/sitting.
- 8) A tooth brush is for brushing your teeth/brushing your hair.
- 9) A pencil is for erasing/writing.
- 10) A magazine is for reading/watching.



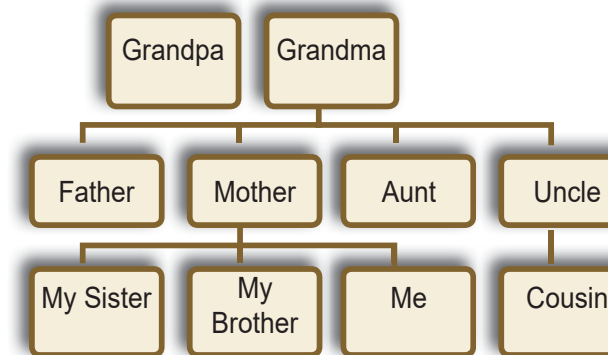
## 2. Activity 2: Talking about family



**Lead-in**

- How many brothers do you have

**a. Pay attention to the family tree below!**



My grandpa and my grandma are my father's parents.  
My aunty is my father's sister.  
My uncle is my aunt's husband.  
My cousin is my aunt and uncle's daughter.  
What about your family?

**b. Read the text carefully!**



My name is YudiWijaya. I'm the eldest in the family. My father's name is Johan Wijaya. My grandfather is BurhanWijaya. My grandma is NaniWijaya. My mother is YuliaWijaya. I have two younger brothers and one sister. My sister, Anna Wijaya is 8 years old. My brother Dedi Wijaya is 4 years old, and the youngest, Deni Wijaya is 3 months old. Almost forget. I'm ten years old. I love my family.

**c. Answer the questions based on the text above!**

- 1) Who is Mr. BurhanWijaya? .....
- 2) Who is Yudi's father? .....
- 3) Who is NaniWijaya? .....
- 4) Who is Anna's mother? .....
- 5) Who are DeniWijaya's brothers? .....

**d. Which ones do not belong to family words?**

Father	Mother	Client	Grandmother	Friend	Cousin
Uncle	Aunt	Cousin	Nephew	Teacher	Niece
Daughter	Son	Neighbor	Bbrother	Sister	Wife
Grandfather	Husband	Classmate	Grandparents	Chief	Parents

**e. Vocabularies**

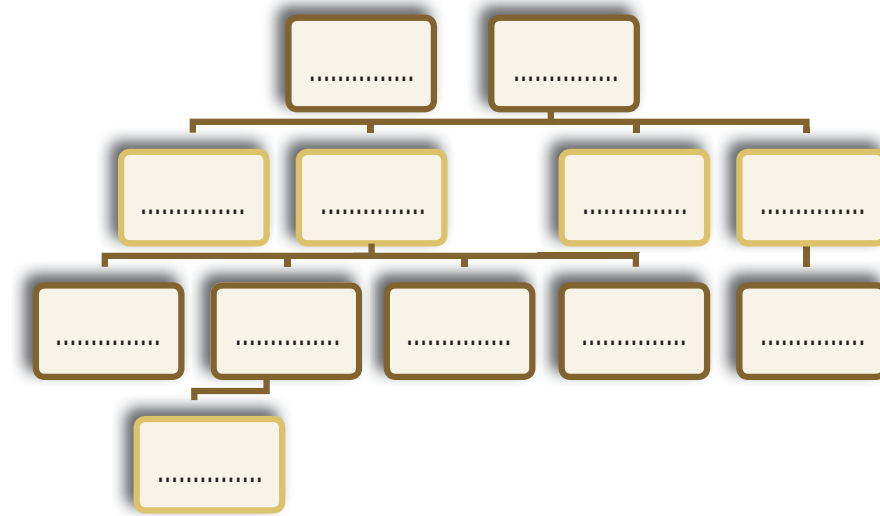
<b>Grand parents</b>	<b>Kakekdannenek</b>	<b>Brother</b>	<b>Saudaralaki-laki</b>
<b>Parents</b>	<b>Orang tua (ayah/ibu)</b>	<b>Sister</b>	<b>Saudaraperempuan</b>
<b>Father</b>	<b>Ayah</b>	<b>Niece</b>	<b>Keponakanperempuan</b>
<b>Mother</b>	<b>Ibu</b>	<b>Nephew</b>	<b>Keponakanlaki-laki</b>
<b>Daughter</b>	<b>Anakperempuan</b>	<b>Cousin</b>	<b>Sepupu</b>
<b>Son</b>	<b>Anaklaki-laki</b>	<b>Husband</b>	<b>Suami</b>
<b>Uncle</b>	<b>Paman</b>	<b>Wife</b>	<b>Istri</b>
<b>Aunt</b>	<b>Bibi</b>	<b>Younger</b>	<b>Lebihmuda</b>
<b>Elder</b>	<b>Lebihtua</b>	<b>Eldest</b>	<b>Paling tua</b>
<b>Youngest</b>	<b>Paling muda</b>	<b>Family</b>	<b>Keluarga</b>
<b>Sister in law</b>	<b>Iparperempuan</b>	<b>Brother in law</b>	<b>Iparlaki-laki</b>

**f. Exercise**

Complete the family tree based on the text

My Lovely Family

My name Bowo. My father is Mr. Ahmad and Mrs. Aminah. My father has parents they are Mr and Mrs. Yusuf. My father has a brother. His name is Mr. Arifin. Mr. Arifin has a wife names Andini. They have a daughter names Arini. My elder brother is Wisnu and my younger sister is Anita. My brother has married. Her wife's name is Mustika. They just have a new baby born. Her name is Malika. Malika is very cute baby.



**3. Activity 3: Talking about hobbies**




**Lead-in**

- What do you like to do in your spare time?
- Do you like dancing?

**a. Pay attention to the pictures below!**

	<p>Rina's hobby is painting.</p> <p>Rita likes listening to the music.</p> <p>Risa prefers to dance.</p> <p>Rida's hobby is gardening.</p> <p>Rifa likes reading books.</p> <p>Rima's hobby is playing in park.</p>
--	---

**b. Read the dialogue**

	Rahman : What do you like doing in your spare time, Rohim?
	Rohim : I like fishing. What about you Rahman?
	Rahman : My hobby is raising the birds.
	Rohim : What kind of bird?
	Rahman : Many birds.

**c. Answer the questions!**

- 1) Who are they in the dialogue? .....
- 2) What are they talking about? .....
- 3) Who is like fishing? .....
- 4) Who is like taking care of birds? .....

**d. What are their hobbies?**

John likes playing guitar.

 John likes playing guitar.	 ..... .....	 ..... .....	 ..... .....
 ..... .....	 ..... .....	 ..... .....	 ..... .....

**e. Pay Attention**

- When you ask someone's hobby, you can say:
  - What is your hobby?
  - What do you like doing in your spare time?
- Reply:
  - I like fishing.
  - My hobby is fishing.
  - I prefer fishing.

**f. Vocabularies**

Spare time	Waktu luang	Hobby	Hobi/kesukaan
Fishing	Memancing	Raising	Memelihara
Painting	Melukis	Dancing	Menari
Playing	Bermain	Reading	Membaca
Gardening	Bertanam	Listening	mendengarkan

**g. Exercises.**

**Write true(T) or false (F)!**

- 1) Margo likes to go to football yard. His hobby is playing football. (T/F)
- 2) Diana goes to gym twice a week. Her hobby is dancing. (T/F).
- 3) Dewi often goes around new places. Her hobby is collecting stamps.(T/F).
- 4) Lukman likes to go to the karaoke in his spare time. His hobby is dancing. (T/F)
- 5) Arman likes sea very much. His hobby is diving. (T/F).



**4. Activity 4: Talking about jobs**



**Lead-in**

- What do you do?
- What do you want to be?


**a. Pay attention to the pictures below!**



Anton is a doctor.  
 Anisa is a pilot.  
 Edwin is an astronaut.  
 Putra is an entrepreneur.  
 Rinto is a fireman.  
 Risma is a chef.  
 Amin is a mechanic.  
 Aris is a guitarist.  
 They were classmates.



**b. Read the dialogue below!**









Maria and Tony are old friends. They meet in a school reunion. Here are their conversation:

**Maria** : Hi Toni, what do you do?  
**Toni** : I'm a mechanic. And what do you do?  
**Maria** : I'm a nun.

**c. Answer the questions based on the dialogue!**

- 1) Who are they in the dialogue? .....
- 2) What are they talking about? .....
- 3) What does Maria do? .....
- 4) What does Toni do? .....

**d. Complete the blanks with suitable professions!**

 <b>He is an accountant.</b>	 .....	 .....
 .....	 .....	 .....

**a. Pay Attention!**

- When you want to ask someone's job, you can say:
  - What do you do?
  - I'm a teacher/doctor/policeman.
- When you want to ask someone's future goals, you can say:
  - I want to be a teacher/doctor/policeman.

**e. Vocabularies**

What do you do?	Apa pekerjaanmu?	Future goal	Cita-cita
What do you want to be?	Kamu ingin jadi apa?	Teacher	Guru
Policeman	Polisi	Nun	Biarawati
Mechanic	Mekanik/ahli mesin	Reunion	Reuni
Classmate	Teman sekelas	Doctor	Dokter
Pilot	Pilot	Astronaut	Astronot
Entrepreneur	Pengusaha	Fireman	Petugas pemadam kebakaran
Chef	Ahli memasak	Guitarist	Gitaris

**f. Exercises**

What are their jobs?

- 1) Norma works in a hospital. She helps the doctor cures the patients. She is a .....
- 2) Arman joins in band. He can play music instrument. He is a .....
- 3) Mr. Marto has rice field. He also has many pets in his back yard. Mr. Marto is a .....
- 4) Mr. Amirudin goes to sail in the sea every night. He comes at the morning and sells his fish in the market. He is a .....
- 5) Mr. Imam cut men's hair. He is a .....

**SUMMARY**







1. When you ask people's characteristics or personality you can say:
  - a. What is she/he like?
2. The answer of your question will be:
  - a. She is smart/she is a smart lady.
  - b. She is diligent/she is a diligent girl.
  - c. He is brave/ He is a brave boy.
3. When you ask someone's pet you can say:
  - a. Is it your cat/dog/hamster/etc?

## ANSWERS KEYS

### Unit 1, Activity 1.b

1. Maya and Norma
2. Math teacher
3. Ms. Indah is smart, very patient, and beautiful

### Unit 1, Activity 1.d







	He is a strong man		She is sick.
	He is weak.		He is fat.
	He is a healthy boy.		She is skinny.

### Unit 1, Activity 1.g

1. lazy
2. cheerful
3. Funny
4. grumpy
5. strong
6. fat
7. sick
8. energetic
9. coward
10. diligent

4. When you ask animal's characteristic you can say:
  - a. What is your cat/dog/fish like?
5. To describe animals, you can say:
  - a. Cow has white color.
  - b. Elephant has long ivory.
6. When you ask your belonging you can say:
  - a. Do you know my ...?
7. When you inform your belonging you can say:
  - a. It's small. It's red. It's soft. Etc.
8. When you ask the function of a thing or tool, you can say?
  - a. What is the function of a basket/etc?
  - b. What is a basket/etc for?
9. Reply:
  - a. The function of a basket is for keeping dirty laundry.
  - b. A basket is for keeping the dirty laundry.
10. When you ask someone's hobby, you can say:
  - a. What is your hobby?
  - b. What do you like doing in your spare time?
11. Reply:
  - a. I like fishing.
  - b. My hobby is fishing.
12. When you want to ask someone's job, you can say:
  - a. What do you do?
  - b. I'm a teacher/doctor/policeman.
13. When you want to ask someone's future goals, you can say:
  - a. I want to be a teacher/doctor/policeman.
14. Family is the smallest community. It has various words belong to family. Such as father, mother daughter, son, etc.

**Unit 1, Activity 2.c**

 <p>It is a frog. It has green color.</p>	 <p>It is a grasshopper It Has green color</p>	 <p>It is a bird It has a green and red color</p>
 <p>It is an owl It has brown color</p>	 <p>It is a lion It has brown color</p>	 <p>It is a duck It has white and yellow color</p>







**Unit 1, Activity 2.f**

1. The snake is dangerous
2. The rat is harmful
3. Butterfly is beautiful
4. Turtle is slow
5. Cockroach is disgusting

**Unit 1, Activity 3.c**

1. Dona and Doni
2. Bag
3. Dona's bag is blue




**Unit 1, Activity 3.f**

 <p>The mango is green.</p>	 <p>The knife is sharp</p>	 <p>The boat is small</p>
 <p>The mattress ia soft</p>	 <p>The plate is light</p>	 <p>The gallon is heavy</p>

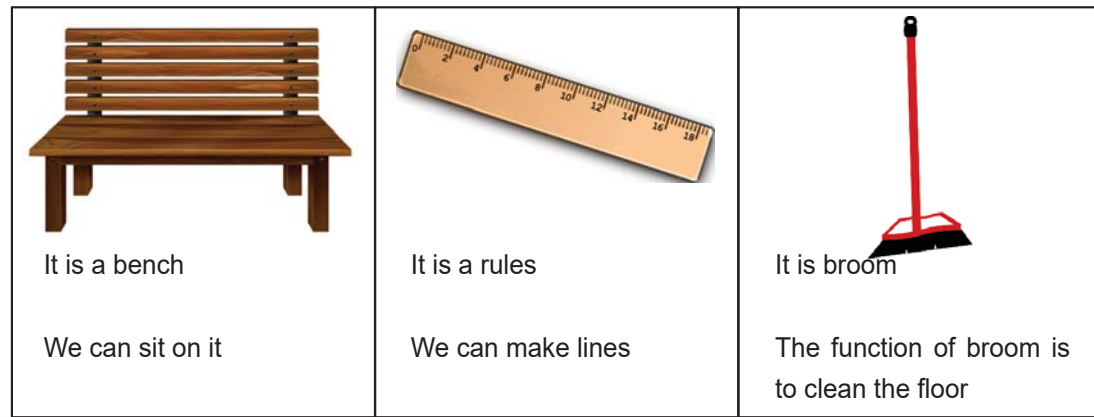
**Unit 2, Activity 1.c**

1. Doni and Dina
2. A pencil sharpener
3. For sharpening a pencil

Unit 2, Activity 1.d

 <p>It is a saw. It is for cutting the wood.</p> <p>The function of saw is for cutting the wood.</p>	 <p>It is a plastic pail It is for put some water</p> <p>The function of plastic pail for many purposes</p>	 <p>It is a dust bin</p> <p>The function of dust bin is for garbage</p>
---	--	--





**Unit 2, Activity 1.g**

1. A knife is for cutting the vegetables/cutting the papers.
2. A sickle is for cutting the clothes/cutting the plant.
3. A broom is for sweeping the floor/cleaning the bathroom.
4. A bucket is for carrying wood/carrying water.
5. A plate is for eating/drinking.
6. A stove is for making fire/cooking.
7. A chair is for sleeping/sitting.
8. A tooth brush is for brushing your teeth/brushing your hair.
9. A pencil is for erasing/writing.
10. A magazine is for reading/watching.

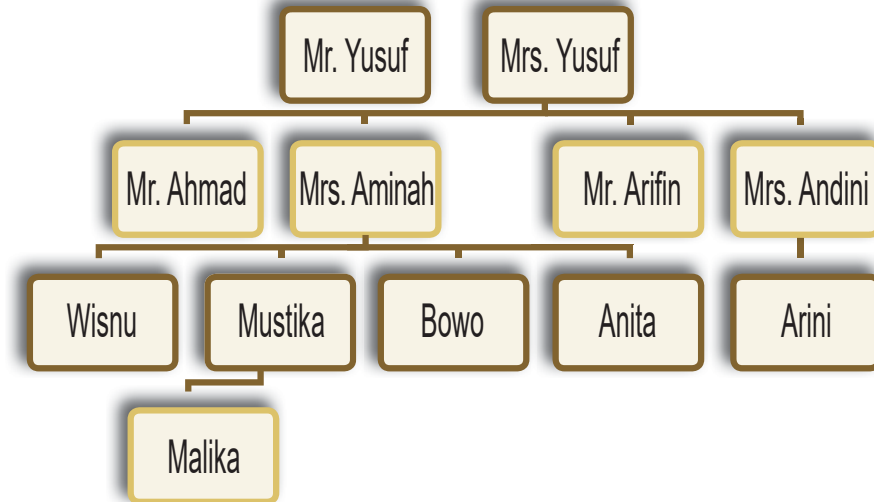
**Unit 2, Activity 2.c**

1. Mr. Burhan Wijaya is Yudi wijaya's grandfather
2. Johan wijaya
3. She is a grandmother
4. Anna's mother is Yulia Wijaya
5. Deni wijaya's brothers are Dedi Wijaya and Deni Wijaya

**Unit 2, Activity 2.d**

Father	Mother	Client	Grandmother	Friend	Cousin
Uncle	Aunt	Cousin	Nephew	Teacher	Niece
Daughter	Son	Neighbor	Bbrother	Sister	Wife
Grandfather	Husband	Classmate	Grandparents	Chief	Parents

**Unit 2, Activity 2.f.**



**Unit 2, Activity 3.c**

1. Rahman and Rohim
2. They are talking about their hobbies
3. Rohim likes fishing
4. Rahman is like taking care of birds

**Unit 2, Activity 3.d**

			
John likes playing guitar.	Sita likes reading a novel	My mother like sewing	Jhony like taking picture
			
Siti likes playing football	Aminah like to go shopping	Mr. Alex like collecting gold	Anton like swimming







### Unit 2, Activity 3.g

1. T
2. F
3. F
4. F
5. T

### Unit 2, Activity 4.c

1. Maria and Toni
2. They are talking about their job
3. Maris is a nun
4. Toni is a mechanic

### Unit 2, Activity 4.d

 <p>He is an accountant</p>	 <p>He is a carpenter</p>	 <p>He is a dentist</p>
 <p>He is a teacher</p>	 <p>He is a cleaning service</p>	 <p>He is a kapster</p>

### Unit 2, Activity 4.g

1. A nurse
2. A musician
3. A farmer
4. A fisherman
5. A barber

## COMPLETENESS CRITERIA

Now you have finished learning Module 3 of Easy English for Package B. You can go to the next module (Module 4) if you have finished doing the evaluation for Module 3. You pass the criteria when you get 75 scores of the evaluation. Now try to do the evaluation of this module. Try your best and pass the criteria! Good luck!

*Sekarang Anda telah selesai mempelajari Modul 3 Easy English untuk Paket B. Anda dapat melanjutkan ke Modul 4 apabila Anda selesai mengerjakan evaluasi untuk Modul 3 dan memperoleh skor minimal 75. Sekarang kerjakan soal evaluasi untuk modul 3. Kerjakan sebaik-baiknya agar melampaui kriteria minimal. Selamat bekerja!*

## ADDITIONAL RESOURCES

Bacalah sumber lain untuk memperkaya pengetahuan pada modul ini, seperti:

- Buku Bahasa Inggris untuk SMP
- Basic English Grammar

## GO TO THE NEXT MODULE!



In module 4 you will learn about!

**UNIT 1** :

- Describing people
- Describing animals
- Describing things

**UNIT 2** :

- Meaning of the song
- Stories in the song

## REFERERENCES

Achmad Fanani. 2014. Basic English Grammar. Jogjakarta: Literindo

Mukarto dkk. 2017. English on Sky 1. Jakarta: Erlangga

<http://clipart-library.com/funny-dancing-cliparts.html>

<https://reynaldojrflores.wordpress.com/author/rhedflores/>

<http://hddfhm.com/clip-art/teacher-student-help-clipart.html>

<http://clipart-library.com/people-character>

<https://vectortoons.com/product/a-girl-caring-for-her-pet-cat/>

<https://thetomatos.com/free-clipart>

<http://moziru.com/explore/Barbet%20clipart%20indian/>