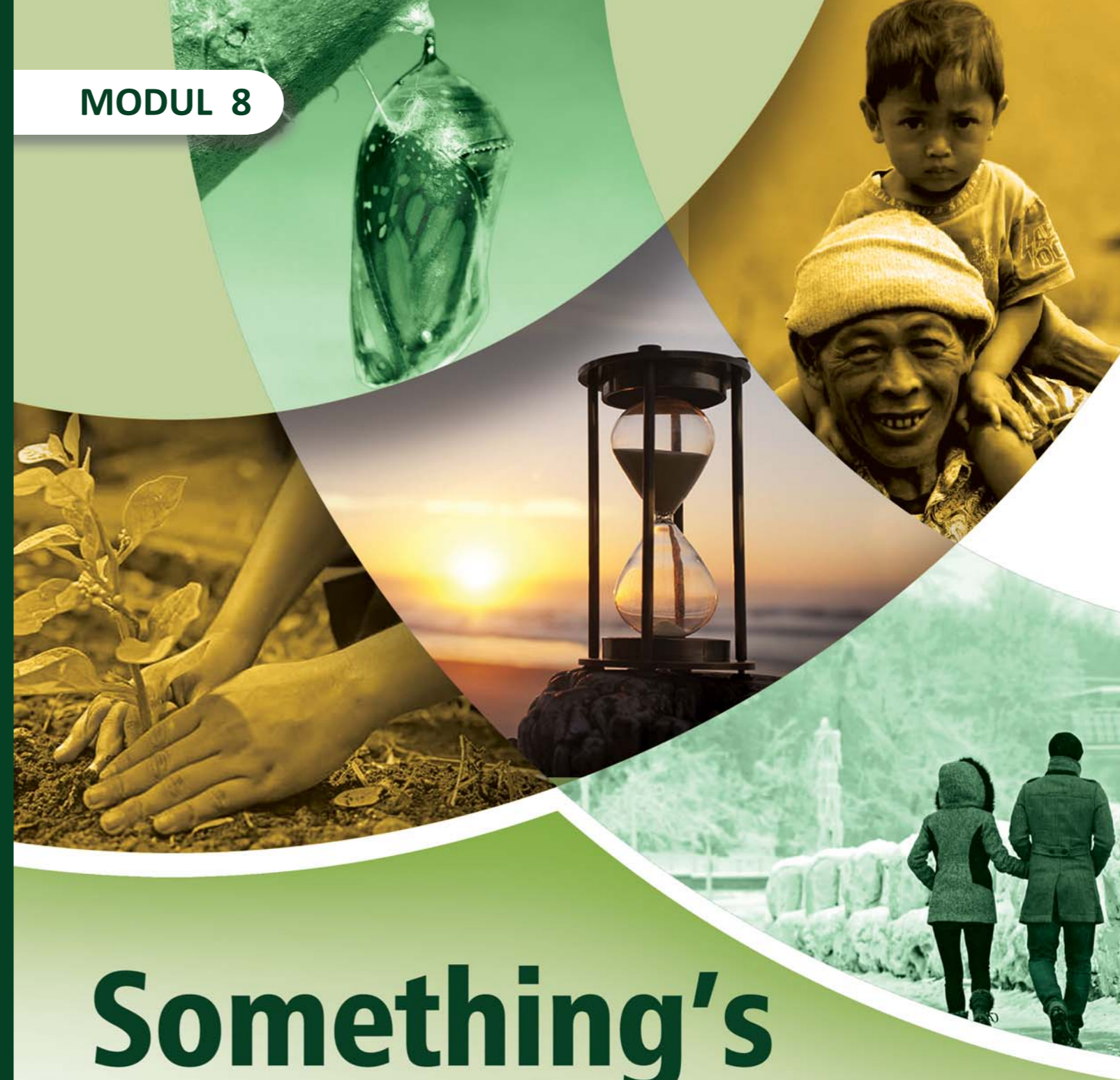


MODUL 8



# Something's gonna change

BAHASA INNGRIS PAKET B SETARA SMP/MTs KELAS VIII



Kementerian Pendidikan dan Kebudayaan  
Direktorat Jenderal Pendidikan Anak Usia Dini dan Pendidikan Masyarakat  
Direktorat Pembinaan Pendidikan Keaksaraan dan Kesetaraan  
Tahun 2018

MODUL 8



# Something's gonna change

BAHASA INNGRIS PAKET B SETARA SMP/MTs KELAS VIII



Kementerian Pendidikan dan Kebudayaan  
Direktorat Jenderal Pendidikan Anak Usia Dini dan Pendidikan Masyarakat  
Direktorat Pembinaan Pendidikan Keaksaraan dan Kesetaraan  
Tahun 2018

- **Penulis:** Yuniarti
- **Diterbitkan oleh:** Direktorat Pembinaan Pendidikan Keaksaraan dan Kesetaraan-  
Ditjen Pendidikan Anak Usia Dini dan Pendidikan Masyarakat-Kementerian Pendidikan dan  
Kebudayaan, 2018

iv+ 28 hlm + ilustrasi + foto; 21 x 28,5 cm

## Preface

Pendidikan kesetaraan sebagai pendidikan alternatif memberikan layanan kepada masyarakat yang karena kondisi geografis, sosial budaya, ekonomi dan psikologis tidak berkesempatan mengikuti pendidikan dasar dan menengah di jalur pendidikan formal. Kurikulum pendidikan kesetaraan dikembangkan mengacu pada kurikulum 2013 pendidikan dasar dan menengah hasil revisi berdasarkan peraturan Mendikbud No.24 tahun 2016. Proses adaptasi kurikulum 2013 ke dalam kurikulum pendidikan kesetaraan adalah melalui proses kontekstualisasi dan fungsionalisasi dari masing-masing kompetensi dasar, sehingga peserta didik memahami makna dari setiap kompetensi yang dipelajari.

Pembelajaran pendidikan kesetaraan menggunakan prinsip *flexible learning* sesuai dengan karakteristik peserta didik kesetaraan. Penerapan prinsip pembelajaran tersebut menggunakan sistem pembelajaran modular dimana peserta didik memiliki kebebasan dalam penyelesaian tiap modul yang di sajikan. Konsekuensi dari sistem tersebut adalah perlunya disusun modul pembelajaran pendidikan kesetaraan yang memungkinkan peserta didik untuk belajar dan melakukan evaluasi ketuntasan secara mandiri.

Tahun 2017 Direktorat Pembinaan Pendidikan Keaksaraan dan Kesetaraan, Direktorat Jendral Pendidikan Anak Usia Dini dan Pendidikan Masyarakat mengembangkan modul pembelajaran pendidikan kesetaraan dengan melibatkan Pusat Kurikulum dan Perbukuan Kemdikbud, para akademisi, pamong belajar, guru dan tutor pendidikan kesetaraan. Modul pendidikan kesetaraan disediakan mulai paket A tingkat kompetensi 2 (kelas 4 Paket A). Sedangkan untuk peserta didik Paket A usia sekolah, modul tingkat kompetensi 1 (Paket A setara SD kelas 1-3) menggunakan buku pelajaran Sekolah Dasar kelas 1-3, karena mereka masih memerlukan banyak bimbingan guru/tutor dan belum bisa belajar secara mandiri.

Kami mengucapkan terimakasih atas partisipasi dari Pusat Kurikulum dan Perbukuan Kemdikbud, para akademisi, pamong belajar, guru, tutor pendidikan kesetaraan dan semua pihak yang telah berpartisipasi dalam penyusunan modul ini.

Jakarta, Desember 2018

Direktur Jenderal

Harris Iskandar

**Modul Dinamis:** Modul ini merupakan salah satu contoh bahan ajar pendidikan kesetaraan yang berbasis pada kompetensi inti dan kompetensi dasar dan didesain sesuai kurikulum 2013. Sehingga modul ini merupakan dokumen yang bersifat dinamis dan terbuka lebar sesuai dengan kebutuhan dan kondisi daerah masing-masing, namun merujuk pada tercapainya standar kompetensi dasar.

## Contents

Preface .....	iii
Contents .....	iv
Guideline .....	1
<b>UNIT 1 What's Going On?</b> .....	3
A. Activity 1: Something is Happening .....	4
B. Activity 2: Personal Pronoun .....	7
<b>UNIT 2 Nothing COMPARES</b> .....	12
A. Activity 1: Degree of Comparison; Positive Sentences ...	13
B. Activity 2: Degrees of Comparison; Comparative Sentences ..	15
C. Activity 3: Degrees of Comparison; Superlative Sentences ..	17
Grammar Zone .....	21
Summary .....	22
Evaluation .....	23
Completeness Criteria .....	26
Additional Resources .....	27
References .....	27
About the Author .....	28

## SOMETHING'S GONNA CHANGE






### Guideline

How to use this module?

There are several steps in using this module!

(Kegiatan pembelajaran yang membantu peserta didik mengembangkan ketrampilan berbahasa).

 <p><b>Guideline</b></p>	<p><b>Step 1</b> <b>Read the guideline!</b></p> <p>Guideline is a general explanation how to use the module on each step. (Petunjuk penggunaan adalah penjelasan umum bagaimana menggunakan modul ini pada setiap langkah)</p>
 <p><b>Learning Outcomes</b></p>	<p><b>Step 2</b> <b>Read the learning outcomes!</b></p> <p>Learning outcomes are the outcomes that a learner should accomplish. (Tujuan atau capaian pembelajaran yang harus dipenuhi oleh peserta didik)</p>
 <p><b>Learning Activities</b></p>	<p><b>Step 3</b> <b>Do the learning activities!</b></p> <p>Learning activities are various activities to help a learner to develop the language skills. (Kegiatan pembelajaran yang membantu peserta didik mengembangkan ketrampilan berbahasa).</p>

<p><b>S</b></p> <p><b>Summary</b></p>	<p><b>Step 4</b> <b>Read the summary!</b> Summary is a brief explanation to remind the learner about the previous material. (Rangkuman merupakan penjelasan singkat untuk mengingatkan kembali peserta didik terhadap isi materi).</p>
<p><b>G</b></p> <p><b>Grammar Zone</b></p>	<p><b>Step 5</b> <b>Grammar Zone!</b> In this session you have to pay attention to the grammar related to the content of unit. (Pada bagian ini, Anda harus memperhatikan grammar yang sesuai dengan isi materi pada unit tersebut).</p>
<p><b>E</b></p> <p><b>Evaluation</b></p>	<p><b>Evaluation!</b> Evaluation is certain short test to make sure whether the learners mastering the lesson very well. (Evaluasi adalah beberapa soal pendek yang diberikan untuk memastikan bahwa peserta didik telah menguasai materi dengan baik).</p>
<p><b>C</b></p> <p><b>Completeness Criteria</b></p>	<p><b>Step 6</b> <b>Set the completeness criteria!</b> Completeness Criteria is several criteria a learner should complete to finish this module before continuing to the next module. (Kriteria ketuntasan adalah kriteria yang harus dipenuhi oleh peserta didik untuk menyelesaikan modul ini).</p>
<p><b>R</b></p> <p><b>Additional References</b></p>	<p><b>Step 7</b> <b>Pay attention to this!</b> Additional references to enrich materials in order to develop language skill. (Referensi atau sumber belajar lain yang dapat digunakan peserta didik untuk menambah kemampuan berbahasanya.)</p>

**NOTE:** Use the DICTIONARY when it is necessary (Gunakan kamus apabila diperlukan).

# UNIT 1

## WHAT'S GOING ON?

what  
is  
going  
on?

- O** Comprehending about: Activities at the time  
Personal Pronouns
- O** Producing : Activities at the time  
Personal Pronouns
- O** Character building:  
Discipline, Politeness, confidence, collaboration, religious





# A. Activity 1: Something is Happening



### Lead-in

What do you say when you ask something which is happening right now?







## 1. Read and Learn!

	Akbar : What are Ilman and his father doing? Nita : They are fishing
	Akbar : What is Tari doing? Nita : She is cooking in the kitchen

## 2. Answer the questions!

- Who are fishing? .....
- Who is cooking in the kitchen? .....

## 3. Complete the sentences based on the pictures!

		
The farmers are cultivating the rice farm .....	The carpenter .....	My aunt .....
		
The bricklayer .....	They .....	Mr. Hasan .....

## 4. Match the questions in column A with it best answer in column B. Write down your answer on the answer sheet below!

Question	Answer
Are you baking the cookies now?	They are harvesting the rice field
Is Murni driving a car?	They are going to the back yard
Is Ahmad playing guitar?	I am eating meatball
Where are they going?	No, she isn't. She is riding a motorcycle
What is Alam doing?	There is a thief stealing Mr. Abdullah motorcycle
What is going on here?	Yes. I'm baking the cookies now
Who is knocking the door?	He is fixing the printer
Are Muslih and Amin playing futsal?	Someone is knocking the door
What are they doing?	No, he isn't. He is playing piano
What are you eating?	No they aren't. They are playing basketball

Answer sheet:

- .....
- .....
- .....
- .....
- .....

- 6. ....
- 7. ....
- 8. ....
- 9. ....
- 10. ....

**5. Complete the dialogue based on the pictures. Do as the example!**

		
<p>Q : Is Hasan singing? A : Yes, He is.</p>	<p>Q : Is Kurnia washing clothes? A : .....</p>	<p>Q : Is Anita washing dishes? A : .....</p>
		
<p>Q : Is Monica cleaning the window? A : .....</p>	<p>Q : Is Asih driving a car? A : .....</p>	<p>Q : Is Madi picking the flowers? A : .....</p>

**6. Vocabularies**

Cultivating	Menanam	Baking	Memanggang
Thief	Pencuri	Stealing	Mencuri
Backyard	Halaman belakang	Dishes	Peralatan makan
Watering	Menyiram	Bricklayer	Tukang bangunan

**7. Task to do!**



- a. Watch and listen the lesson on YouTube by opening the following link: <https://www.youtube.com/watch?v=pGkmRjXiKq4>
- b. Then you have to do the instructions below;  
Make a conclusion on your own words about the present continuous tense.  
Make pattern on present continuous tense.
- c. Build 10 sentences using the present continuous tense.





**B. Activity 2: Personal Pronoun**



**Lead-in**

Are you waiting for me in my house?

1. Read and Learn

	<p>Aji : Are you feeding <b>the bird</b>? Ina : Yes, I am feeding <b>it</b> with corns</p>
	<p>Mr. Eko : Are you teaching <b>the students</b>? Ika : Yes, I am teaching <b>them</b> with corns</p>

2. Answer the Questions!

- Who is feeding the bird? .....
- Who is teaching the students? .....

3. Pay Attention to these sentences!

- I'm looking for **Yani**. I'm looking for **her** to borrow **her** book.
- Yuda is waiting for **Jono**. Yuda is waiting for **him** in **his** house.
- I'm** doing my homework. **My** mother is helping **me**.
- Rita is baking a **cake** for **Tono**. She is cooking it for **his** birthday.
- Novita is playing with **me** and **Tina**. Novita is playing with **us** in **our** front yard.
- I am sitting in front of a big house. The house is **mine**. I'm sitting here by **myself**.
- They** are driving a motorboat. The motorboat is **theirs**. They are sailing to the sea by **themselves**.

Now check the table of personal pronouns below:

Subject pronouns	Object pronouns	Possessive Pronouns (with noun)	Possessive Pronouns (without noun)	Reflexive pronouns
I	me	my	mine	myself
You	you	your	yours	yourself
She	her	her	hers	herself
He	him	his	his	himself
We	us	our	ours	ourselves
They	them	their	theirs	themselves
It	it	its	its	itself

4. Complete the sentences below with the appropriate pronouns!

- Farid** is watching TV. **He** is watching **it** in his house. **He** is watching TV by himself. (it – he – **himself** – he)
- My father and I are fishing in a fish pond. This is ... fish pond. ... made it two years ago. (We – our)
- Akbar and Adam are cultivating ... rice field. The rice field is near ... house. ... are doing it by .... (they – their – their – themselves)
- You are listening to the radio. It is ... radio. The television is also .... And You are in ... house by ... (yours – you – yourself – your – yourself)
- Aminah is washing ... clothes. She is washing ... with ... washing machine. ... is doing it by ... (them – her – herself – her – she)

5. Task to do! Check the lyrics of the song entitle I'm With You by Avril Lavigne below!

**I'm With You**

By: Avril Lavigne

I'm standing on a bridge  
I'm waiting in the dark  
I thought that you'd be here by now  
There's nothing but the rain  
No footsteps on the ground  
I'm listening but there's no sound  
Isn't anyone trying to find me?  
Won't somebody come take me home?

It's a damn cold night  
Trying to figure out this life  
Won't you take me by the hand?  
Take me somewhere new  
I don't know who you are  
But I... I'm with you  
I'm with you

I'm looking for a place  
I'm searching for a face  
Is anybody here I know  
'Cause nothing's going right



And everything's a mess  
And no one likes to be alone  
Isn't anyone trying to find me?  
Won't somebody come take me home?  
It's a damn cold night  
Trying to figure out this life  
Won't you take me by the hand?  
Take me somewhere new  
I don't know who you are  
But I... I'm with you  
I'm with you

Oh why is everything so confusing?  
Maybe I'm just out of my mind  
Yeah-he-yaa, yeah-he-yah, yeah-he-yah, yeah-he-yah, yeah!

It's a damn cold night  
Trying to figure out this life  
Won't you take me by the hand?  
Take me somewhere new  
I don't know who you are  
But I... I'm with you  
I'm with you

Take me by the hand?  
Take me somewhere new  
I don't know who you are  
But I... I'm with you  
I'm with you

Take me by the hand?  
Take me somewhere new  
I don't know who you are  
But I... I'm with you  
I'm with you  
I'm with you

(Source: <http://lagu.englet.com/2014/03/im-with-you-avril-lavigne.html>)

**Now, you have to do these jobs:**

- a. Find out the present continuous sentences and underlined them.
- b. Find out the personal pronouns and marked it with pen or pencil color.
- c. Listen to the song on the link below: <https://www.youtube.com/watch?v=dGR65RWwzg8>
- d. Translate the song lyrics into Bahasa Indonesia.



	<p>Comprehending: Degrees of Comparison</p> <p>Positive Sentences</p> <p>Comparative Sentences</p> <p>Superlative Sentences</p>
	<p>Producing: Degrees of Comparison</p> <p>Positive Sentences</p> <p>Comparative Sentences</p> <p>Superlative Sentences</p>
	<p>Character building:</p> <p>Discipline, Politeness, confidence, collaboration, religious</p>



A. Activity 1: Degree of Comparison; Positive Sentences



**Lead-in**  
I'm as smart as you

1. Read and Learn!

A tiger is as strong as a lion	A cheetah is as fast as a panther

2. Answer the Questions!

- a. Which one is stronger? A tiger or a lion? .....
- b. Which one is faster? A cheetah or a panther? .....

3. Complete the sentences below. Number one has been done for you!

- a. A rose is as beautiful as a jasmine. (beautiful)
- b. A rhino ..... a hippo. (big)
- c. A mobile phone ..... a television. (expensive)
- d. Raisa ..... Isyana. (beautiful)
- e. Aliando ..... Steven. (handsome)
- f. Papua ..... East Nusa Tenggara. (far)
- g. Jakarta ..... Surabaya. (crowded)







- h. Borobudur Temple ..... Prambanan Temple. (wonderful).
- i. Sanur beach ..... as Kuta beach. (panoramic)
- j. Kecak dance ..... Saman dance. (dynamic).

**4. Pay Attention**

When you want to express two things those are similar or the same you can use the following expression:

- a. As (adjective) as. Examples: Andi is as **smart** as Rudi.
- b. The same as. Examples: Andi's intelligence is the same as Rudi's.

**5. Now, build your own sentences based on the pictures below!**



		
Two fat girls Maya is as fat as Mitha. Maya and Mitha have the same weight.	Two modern style house 1. .... 2. ....	Two smart boys 1. .... 2. ....
		
Two old men 1. .... 2. ....	Two flying high birds 1. .... 2. ....	Two long hair style ladies 1. .... 2. ....

## B. Activity 2: Degrees of Comparison; Comparative Sentences



**Lead-in**  
I'm as smart as you

**1. Read and Learn!**

	
Aldy is <b>older than</b> his sister Mutia.	An elephant is <b>bigger than</b> a rhino

**2. Complete these sentences. Do as the example in No. 1!**

- a. A gold is **more expensive than** a silver. (expensive)
- b. A steel is ..... an iron. (strong)
- c. A razor is ..... a knife. (sharp)
- d. Mr. Hasan is ..... Mr. Umar. (discipline)
- e. Mr. Budiono ..... Mr. Barkah. (rich)
- f. A novel ..... a magazine. (thick)
- g. Your eyebrow ..... mine. (bold)
- h. My car ..... yours. (new)
- i. A bus ..... a van. (long)
- j. A jet ..... a helicopter. (fast)

### 3. Pay Attention

When you want to compare two things you can use the following expressions:

- a. Adjective (-er) + than. Examples: Andi is **smarter than** Rudi.
- b. More + adjective + than. Examples: My car is **more expensive** than yours

#### NOTE:

Adjective with one or two syllables use **adjective + (-er)**

#### For example:

Big → bigger

Adjective with three or more syllables use **more + adjective**

#### For example:

Expensive → more expensive

Adjective ended with -y should be changed into -ie.

#### For example:

Happy → happier

Pretty → prettier

### 4. Now build your sentences based on explanation below!

- a. Rita is 155 cm tall. Rina is 160 cm tall. Rina is **taller than** Rita. (tall)  
.....
- b. Adrian has three certificate of competencies. Bakri has four certificate of competencies. (competence)  
.....
- c. Mahakam river is 1600 meters wide. Musi river is 1350 meters wide. (wide)  
.....
- d. Slamet Mountain in Central Java is 3428 meters high. Semeru Mountain east Java is 3676 meters high. (high)  
.....
- e. Raditya has 6 millions followers. Bayu has 5 millions followers. (famous)  
.....
- f. Ahmad works 9 hours a day. Amir works 7 hours a day. (diligent)  
.....
- g. Budi has three cars. Donny only has a car. (rich)  
.....

- h. Black Panther film has 3 millions viewers. The Infinity War film has 4 millions viewers. (interesting)  
.....
- i. My mother permits me to come home at 9 pm at night. Your mother permits you to come home at 10 pm at night. (strict)  
.....
- j. Grape is Rp 50.000 each kilo. Orange is Rp 30.000 each kilo. (cheap)  
.....



## C. Activity 3: Degrees of Comparison; Superlative Sentences



#### Lead-in

What is the biggest animal in the world?

### 1. Read and Learn!

	
Blue whale is <b>the biggest</b> animal in the world	Papua is the biggest island in Indonesia.

## 2. Pay Attention

We use superlative to show the greatest degree of quality or quantity of people, animals or things.




- For adjective with one or two syllables you must add **-est** (adjective + -est). Example: smart → smartest
- For adjective ended with -y you must change into **i-est**. Examples: happy → happiest; pretty → prettiest.
- For adjective with three or more syllables you must use **most** (most+adjective). Examples: **most** beautiful, most expensive
- Don't forget to use "the" before the superlative degree.  
The richest, the smartest, the most handsome




### NOTE:

Some adjectives have irregular comparative and superlative forms.

Bad	Worse	Worst
Good	Better	Best
Little	Less	Least
Much	More	Most
Far	Further/farther	Furthest/farthest

## 3. Complete the sentences below using the superlative degree!

		
(Marta – fluently – English speaker – in the class) Marta is the most fluently English speaker in the class	(Judika – happy – person – in the family) ..... .....	(Abdul – powerfull – man – in the club) ..... .....

		
(Math – difficult – lesson – in the class) ..... .....	(hasim – careless – boy – in the village) ..... .....	(Anna – lovely – girl – in the family) ..... .....

## 4. Vocabularies

Fluently	fasih/lancar	powerfull	kuat
Difficult	Sulit	careless	ceroboh

## 5. Task to Do

Build your own sentences of **superlative degree** based on the conditions below!

- Santi's Math score is 90, Anita's is 86, and Bayu's is 80. (clever)  
Santi is the cleverest students in the class.
- Abi wakes up at 6 o' clock in the morning. Bedu wakes up at 5.30 in the morning. Cecep wakes up at 7 o'clock in the morning. (lazy)  
.....
- Badri does 4 tasks from the teacher. Dudi does 3 tasks from the teacher. Edi does none of the tasks from the teacher. (responsible)  
.....
- Brantas River is 320 km long. Serayu river is 180 km long. Bengawan Solo river is 600 km long. (long)  
.....
- Janetta swims 10 km/hour. Murya swims 8 km/hour. Aisya swims 12km/hour. (fast)  
.....
- I got 60 scores for Sains, 70 scores for alchemic, and 50 scores algebra. (bad)  
.....

## GRAMMAR ZONE

Pada modul ini Grammar zone yang diperkenalkan adalah Present Continuous Tense. Present continuous tense ini digunakan untuk mengekspresikan kejadian yang terjadi saat itu (pada saat dibicarakan). Perhatikan pola-pola berikut ini untuk Present Continuous Tense.

### a. Affirmative Sentence

Subject	To be	Verb (-ing)	Object/adverb of time
I	am	watching	the television now
You	are	attending	the party
We	are	sailing	with our boat
They	are	building	the bridge at the moment
It	is	raining	now
He	is	cleaning	his motorcycle
She	is	writing	a letter

### b. Negative Sentence

Subject	To be+not	Verb (-ing)	Object/adverb of time
I	am not	watching	the television now
You	are not (aren't)	attending	the party
We	are not	sailing	with our boat
They	are not	building	the bridge at the moment
It	is not (isn't)	raining	now
He	is not	cleaning	his motorcycle
She	is not	writing	a letter

### c. Interrogative Sentence

To be	Subject	Verb (-ing)	Object/adverb of time
Am	I	watching	the television now
Are	You	attending	the party
Are	We	sailing	with our boat
Are	They	building	the bridge at the moment
Is	It	raining	now
Is	He	cleaning	his motorcycle
Is	She	writing	a letter

g. Akbar gets the silver medal on marathon championship, Burhan gets the gold medal, and Cipto gets the bronze medal. (good)

h. We need three spoons of milk, two spoons of sugar and a spoon of vanilla in making the vanilla latte. (little – ingredients).

i. My father earns 3 millions rupiahs a month. My uncle earns 4 millions rupiahs a month. But my grandpa earns 5 millions rupiahs a month. (much)

j. Jitono visits 5 countries in the world. Kahar visits 4 countries, and Lukman visits 6 countries in the world. (experienced)

## SUMMARY

The summary of this module can be written as follows:

### Unit 1

- Present Continuous Tense
  - Express something is happening at the moment
  - Using verb (-ing) as the formula
- Personal Pronouns
  - Express personal as the subject, object or possessive
  - Example: I do my homework by myself.

### Unit 2

- Degree of Comparisons
  - Positive Sentence --> as (adjective) as
  - Comparative sentence -->
    - more (adjective) than
    - Adjective (er) than
  - Superlative Sentence
    - the most (adjective)
    - the adjective (-est)

## EVALUATION

### A. Choose the correct answer!

1. Burhan : What is Rahman doing?

Jamal : Oh. \_\_\_\_\_

- He is taking a bath
- He is showering
- He is brushing his teeth
- He is brushing his feet



2. Is Kamila baking a cake?

- Yes, she is.
- No, she isn't. She is cooking vegetables.
- No she isn't. She is frying egg.
- No She isn't. She is boiling water.



3. Mutia : Indah, do you see Imam?

Indah : Yes, I see ... paint ... house by ...

- His – him – himself
- Himself – his – him
- Him – his – himself
- His – him – himself

4. Mrs. Sugiana : How do you take care your siblings?

Anton : I take care of \_\_\_ by \_\_\_ since \_\_\_ parents died.

- Them – myself – our
- They – me – ours
- Her – me – our
- Him – myself – her

5. Tina's rabbit is funny. Tuti's rabbit is funny.

- Tina's rabbit is Tuti's rabbit funniest
- Tina's rabbit is as funny as Tuti's.
- Tina's rabbit is as funniest as Tuti's.
- Tina's rabbit is the same as Tuti's.

6. Halimah is 20 years old. Nawang is 20 years old.
  - a. Halimah and Nawang is the same old.
  - b. Halimah is as age as Nawang.
  - c. Halimah is the same old as Nawang.
  - d. Halimah and Nawang are in the same age.
7. Harry Potter's Novel has 7 series. The Lord of The Rings Novel has 3 series.
  - a. Harry Potter's Novel has more series than The Lord of The Rings.
  - b. Harry Potter's Novel has most series than The Lord of The Rings.
  - c. Harry Potter's novel has much series than The Lord of The Rings.
  - d. Harry Potter's Novel has many series than The Lord of The Rings.
8. Ilma gets 80 scores on Math. Ilman gets 75 scores on Math.
  - a. Ilma is good on Math than Ilman.
  - b. Ilma is the best on Math.
  - c. Ilma is better on Math than Ilman.
  - d. Ilma is as good as Ilman on Math
9. The distance between Jakarta - Bandung is 150 km, Jakarta – Cirebon is 216 km, meanwhile Jakarta – Indramayu is 221 km faraway.
  - a. Cirebon is the fastest from Jakarta.
  - b. Indramayu is the furthest from Jakarta.
  - c. Bandung is the furthest from Jakarta.
  - d. Indramayu is the fastest from Jakarta.
10. Sarah works 3 hours a day. Ilham works 5 hours a day. I work 7 hours a day.
  - a. Sarah works harder than Ilham.
  - b. Ilham work hardest among us.
  - c. I work the hardest among us.
  - d. Sarah is the hardest worker.

**B. Answer the questions briefly!**

1. Look at the picture below. Then answer the question!

What is Burhan doing?

.....



2. Complete the sentence with the correct pronouns!  
 Hasan pick \_\_\_ brothers at school. \_\_\_ picks \_\_\_ with \_\_\_ father's car. He drives by \_\_\_ as he is adult enough to do so.
3. Aji always visit his mother every day. Akbar always visit his mother everyday too. (good)  
 The best sentence to compare between Aji and Akbar is ...  
 .....
4. Akilah visits her parents twice a week. Aminah visits her parents once a week. (lovely)  
 The best sentence to compare Akilah and Aminah is ...  
 .....
5. Look at the picture. Build three sentences of superlative degree to describe the picture below!  
 The boys names (from left to right) are: Krisna – Bima – Pandu
  - a. ....
  - b. ....
  - c. ....





## COMPLETENESS CRITERIA

Now you have finished learning Module 8 of Easy English for Package B. You will pass the criteria of this module when you get 75 scores of the evaluation and get 75 for the task.

Now try to do the evaluation of this module. Try your best and pass the criteria! Good luck!

Sekarang Anda telah selesai mempelajari Modul 8 Easy English untuk Paket B. Anda dinyatakan lulus dari modul 8 ini apabila memperoleh skor minimal 75 dan memperoleh nilai 75 untuk. Sekarang kerjakan soal evaluasi untuk modul 8. Kerjakan sebaik-baiknya agar melampaui kriteria minimal. Selamat bekerja!



## Additional Resources

Bacalah sumber lain untuk memperkaya pengetahuan pada modul ini, seperti:

1. Buku Bahasa Inggris untuk SMP
2. Basic English Grammar
3. <https://www.youtube.com/watch?v=elcs9lc6wIM> (present continuous tense)
4. [https://www.youtube.com/watch?v=5F7\\_mULjJsc](https://www.youtube.com/watch?v=5F7_mULjJsc) (degree of comparison)



## References

Achmad Fanani. 2014. Basic English Grammar. Jogjakarta: Literindo

Sholeh, M. Badrus. 2018. Headline English 2. Bandung: Srikandi Empat Widya Utama



## About the Author

Nama : Yuniarti, S.Pd, M.Hum  
Kantor : PPPAUD DIKMAS Jawa Tengah  
          Jl. Diponegoro 250 Ungaran, Kab. Semarang  
          Jawa Tengah  
Telepon Kantor : (024) 692 118 7  
Telepon Selular : 0812 267 875 70  
Jabatan : Pamong Belajar Madya  
Email : yunzart@yahoo.co.id  
Pendidikan : S1 Pendidikan Bahasa Inggris  
              Universitas Sebelas Maret Surakarta 1994-1998  
              S2 Magister Linguistik  
              Universitas Diponegoro Semarang 2008-2010

### **Pengembangan Model :**

2011 Model Taman Baca Masyarakat Area Publik

2012 Model Kampung Literasi

2013 Model Pembelajaran “Simpatik” bagi Pendidikan Keaksaraan Usaha Mandiri

2014 Media Pembelajaran Animasi “Lincak” pada Program Pendidikan Multiaksara

2015 Media Pembelajaran Easy English bagi Pembelajaran Bahasa Inggris Paket C

2016 Model Pembelajaran Paket C Online (2016)

2017 Model Pembelajaran Vokasi Paket C dengan Pendekatan Work Based Learning